

# Forensic Evidence and Sexual Assault Update

Alexander Wagner, M.A. Fisher College

Theodore P. Cross, Ph.D., University of Illinois at Urbana-Champaign

Megan Alderden, Ph.D., Saint Xavier University

Lisa Sampson, M.S.W, Massachusetts Executive Office of Public Safety and Security

Brittany Peters, M.S., Massachusetts Executive Office of Public Safety and Security

Meredith Spencer, M.A., Fisher College, Boston

# Project Overview

## Goals:

1. To provide a detailed description of forensic evidence in sexual assault cases, including its timing relative to criminal justice outcomes;
2. To examine the relationship of forensic evidence to arrest; and
3. To analyze the impact of forensic evidence in key segments of the sample.

# Sexual Assault Case Outcomes: Types of Evidence

- Sexual assault victims have a unique place in the criminal justice system: witnesses and crime scenes
- Evidence in sexual assault cases
  - Physical evidence – Photographs of injuries, property, clothing.
  - Forensic evidence –Fingerprints, hair, bodily fluids, fibers.
- Improvements in evidence collection
  - Examination techniques to improve injury identification
  - Analytical techniques to improve DNA extraction
  - Sexual Assault Nurse Examiners (SANE) programs to improve data collection

# Sampling

- Sampling Procedures
  - Random sample of cases in which a Provider Sexual Crime Report (PSCR) was collected between 2008 and 2010.
    - Original sample pool = 2,731
  - Final N = 528
- Data sources
  - PSCR database
    - Massachusetts Executive Office of Public Safety and Security
  - Crime laboratory reports
    - Massachusetts State Police Crime Lab
    - Boston Police Crime Lab
  - Police reports

# Data Challenges

- Data linkage
- Data quality
  - Completeness
  - Accuracy
  - Timeliness
- NIBRS challenges
- Additional outreach to PDs followed

# Types of Data Collected

## PSCR DATABASE

- KIT Number
- Victim age, sex, race/ethnicity
- Location of assault (city and surroundings)
- Location/date/time of exam
- Exam provider (SANE/non SANE)
- Number of assailants
- Assailant-victim relationship
- Weapon type
- Description of assault
- Reported to police
- Completion of evidence kit/toxicology

## CRIME LABORATORY DATA

- KIT Number, ORI, Incident Number
- Injury type, frequency, location
- Type of examinations completed
- Type of evidence collected (physical, forensic)
- Date/time of evidence kit collected
- Date/time kit arrival to lab
- Date/time of report of lab results
- Laboratory results

## Police Outcome Data

- ORI, Incident Number
- Unfounded
- Arrest made/arrest date
- Charged/charge date

# Sample Characteristics

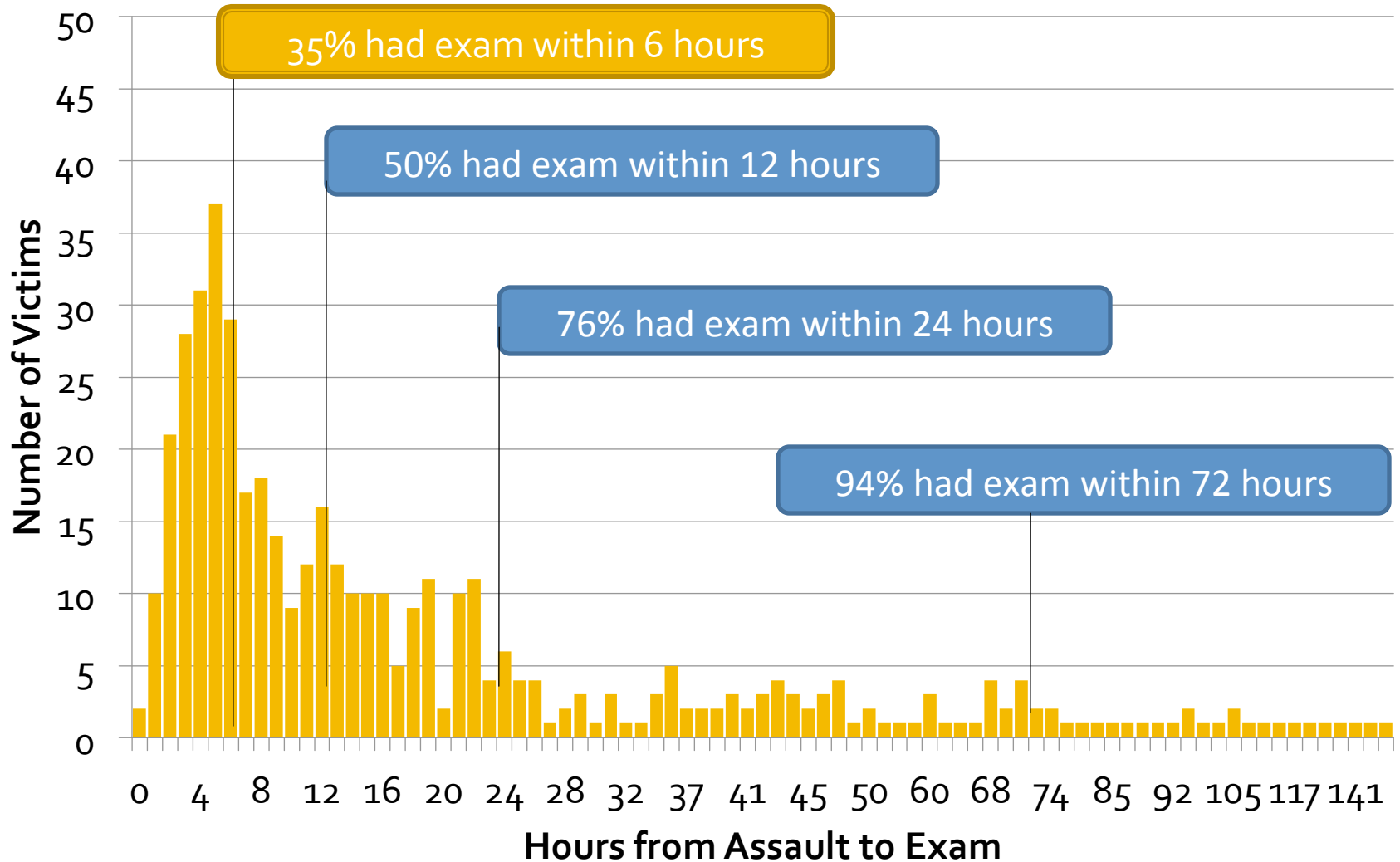
Characteristic	%/Median
Victim Sex	95.9% Female
Victim Age	23
Victim Under 18	4.9%
Victim Race-Ethnicity	White 68.6% Hispanic 17.1% Black 9.1%
Victim-Assailant Relationship	Known assailant 68.2%

# Examination, Laboratory and Police Outcomes

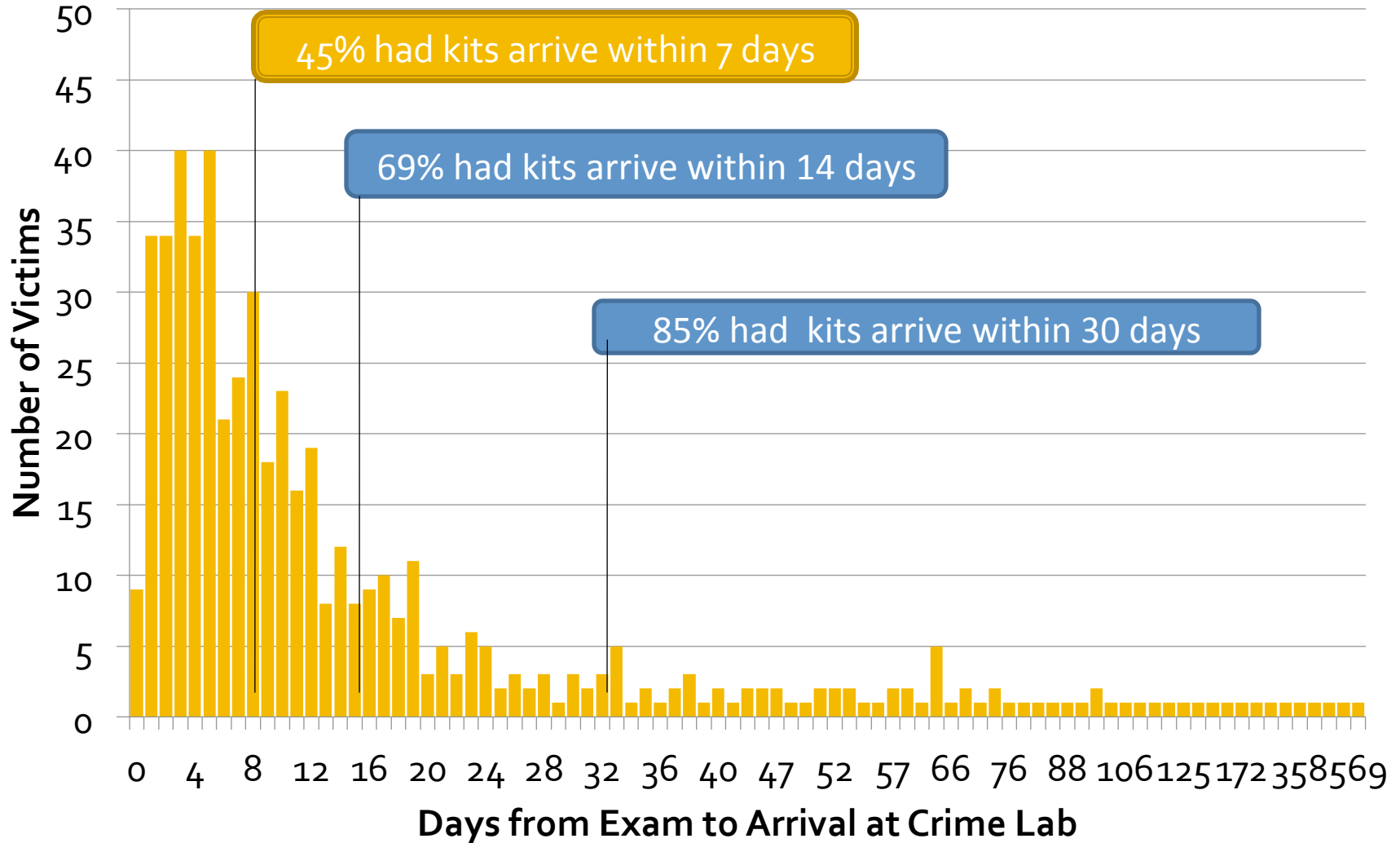
Result	%
Non-genital injuries	53.0%
Genital injuries	35.6%
Kits tested	77.6%
Biological evidence	84.2% of kits tested
DNA profile	28.3% of kits tested
DNA match to suspect	8.6% of kits tested
DNA match to CODIS-another case	2.0% of kits tested
DNA match to CODIS-convicted offender	4.7% of kits tested
Founding	64.6%
Arrest	42.2%



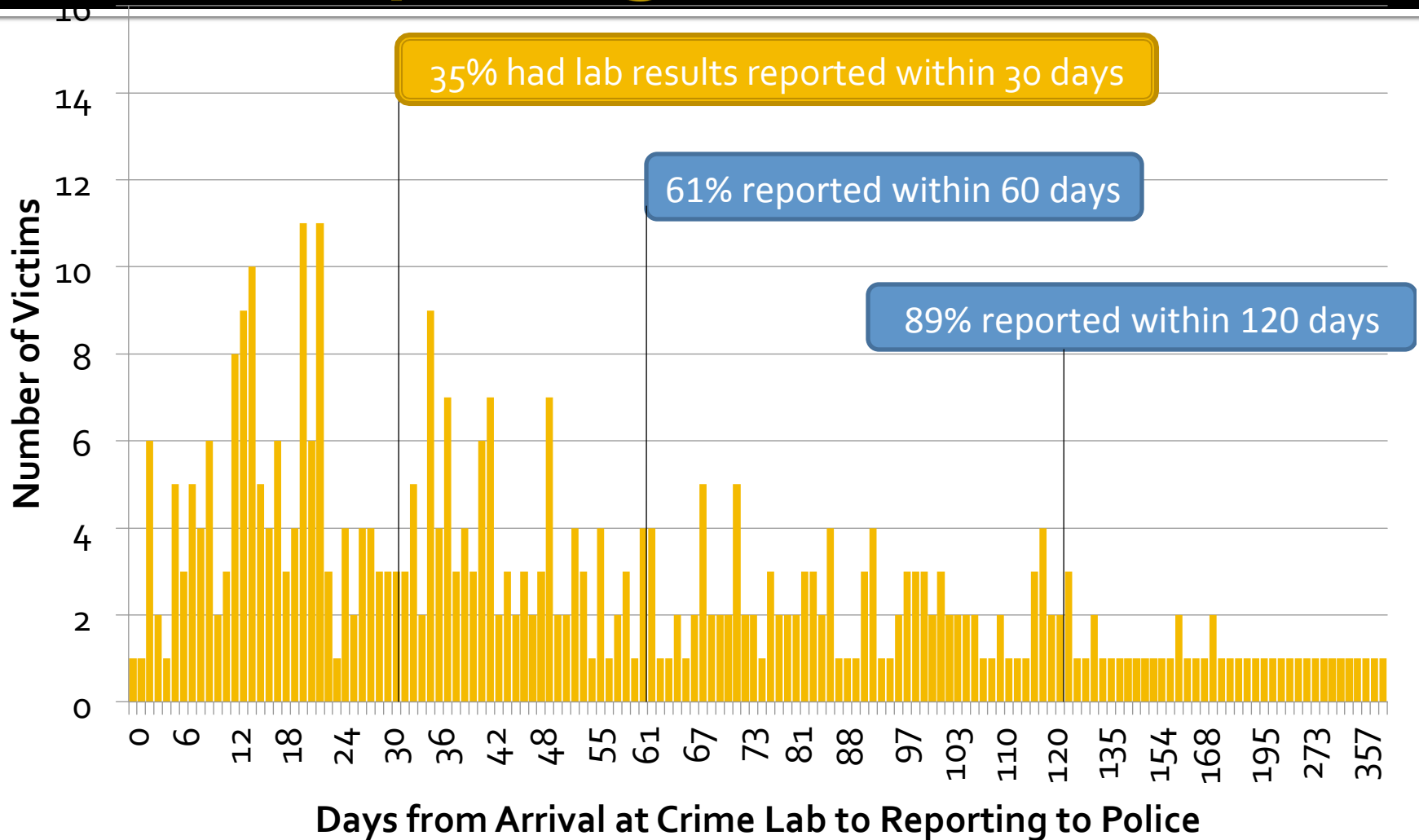
# Timing of Evidence: Assault to Exam



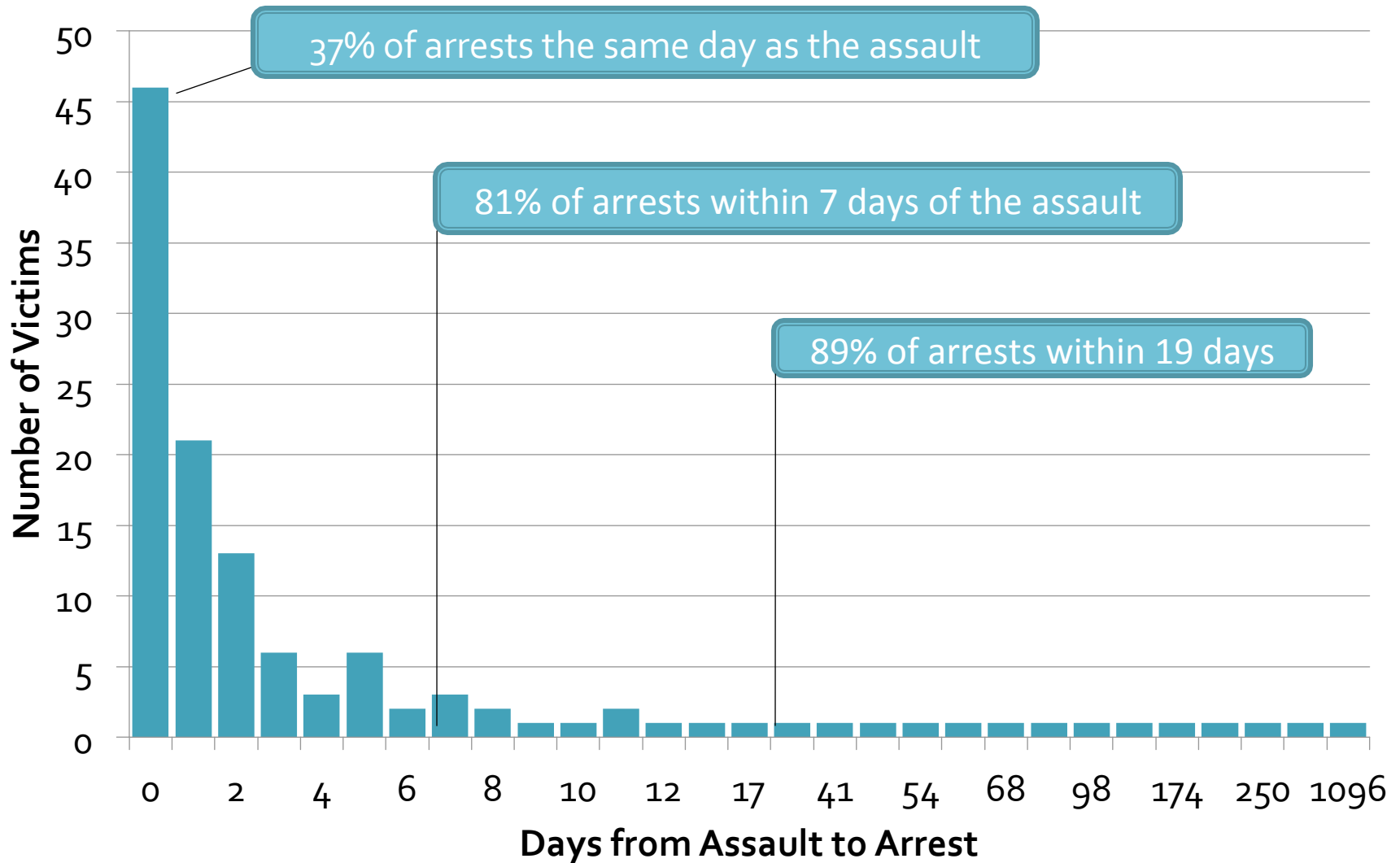
# Timing of Evidence: Exam to Lab




# Timing of Evidence: Lab to Reporting Results to Police



# Time between Assault and Arrest



# Timing of Arrest to Forensic Evidence



Based on median times.

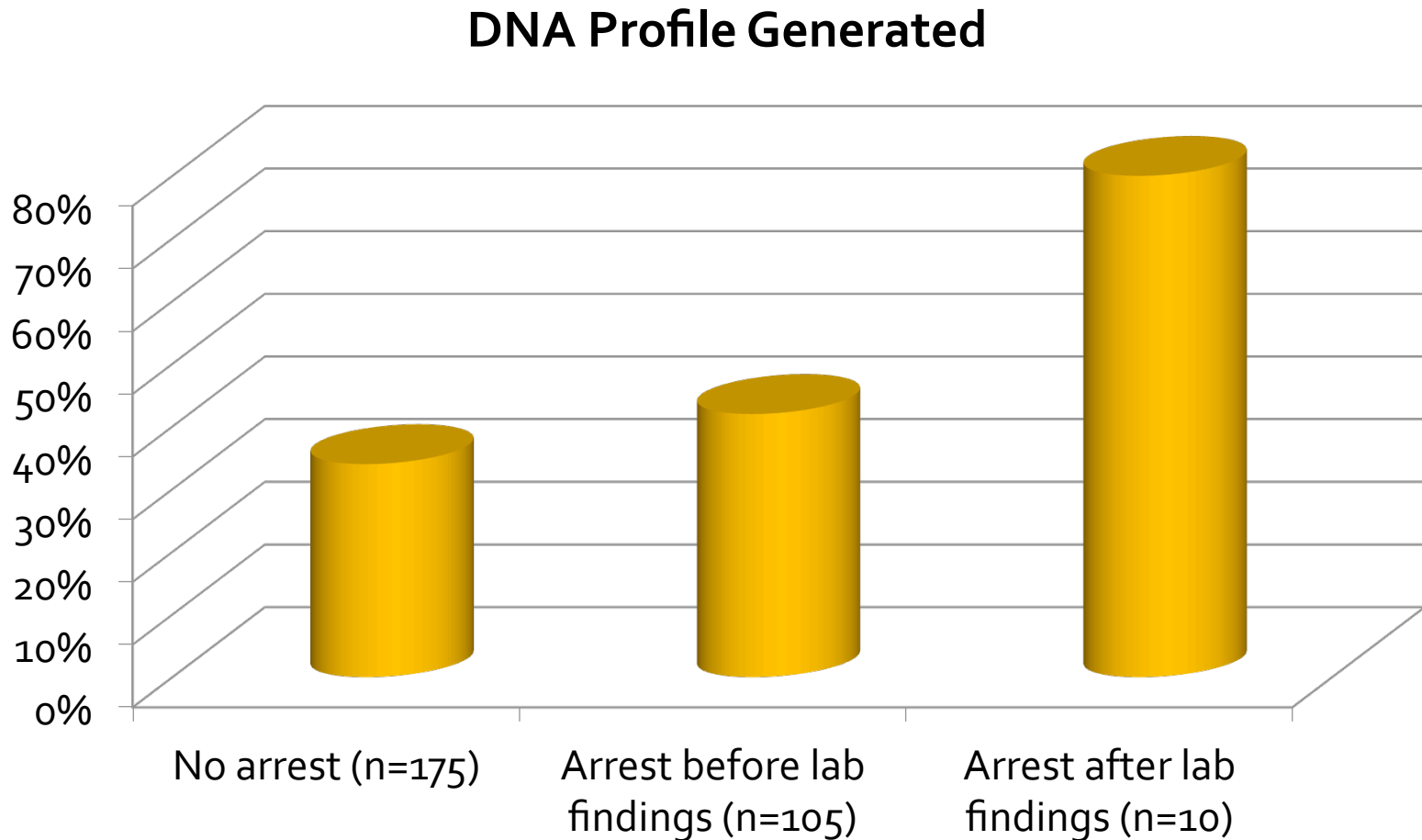
# Cases where Arrest Followed Forensic Results Reporting

- 8 cases had arrests following forensic result reporting to the police by the crime lab
  - 3 had arrests within 15 days of the report
- 3 cases had arrests within a day or two of the report
- These 11 cases accounted for 2.1% of the final sample (N=528) and 8.5% of arrests (n=130)

# Cases where Arrest Followed Forensic Results Reporting (n=11)

- 10 cases had biological evidence found
  - Body swabs typically were the source of biological evidence (7 of 11 cases)
  - 2 cases clothes contained biological evidence
  - 3 cases other evidence contained biological evidence (hair combings, condoms, fingernail scrapings)
- 9 cases had specimens that tested positive for semen
- 8 cases had a DNA profile generated—significantly more than other arrests
  - 5 cases the DNA profile was confirmed to match the suspect. 1 case the match results were pending.
  - 3 cases the DNA profile matched another case in CODIS
    - These involved 2 stranger cases and one acquaintance case
  - 2 cases the DNA profile matched a convicted offender in CODIS

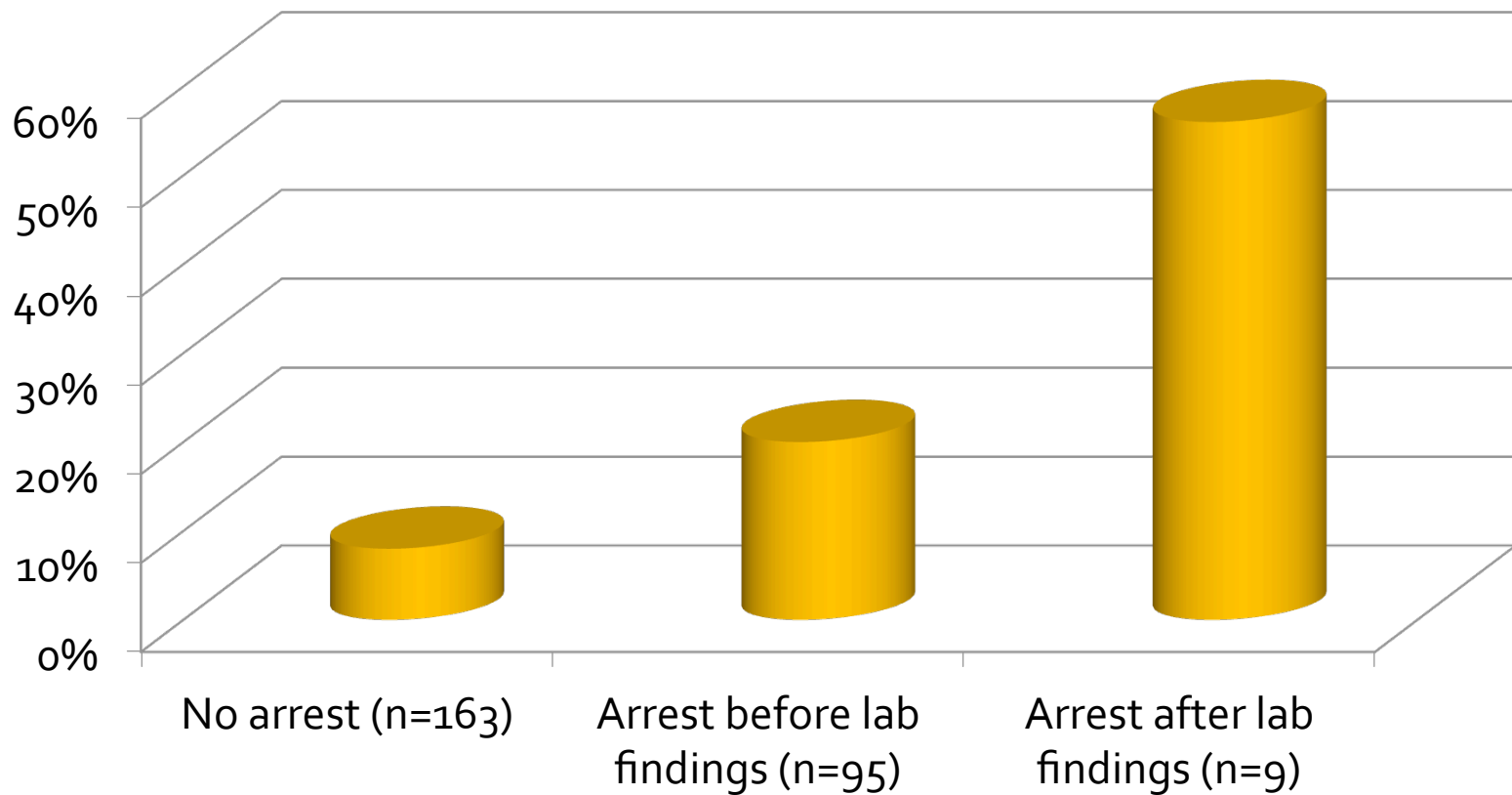
# % DNA Profile Generated by Arrest Groups





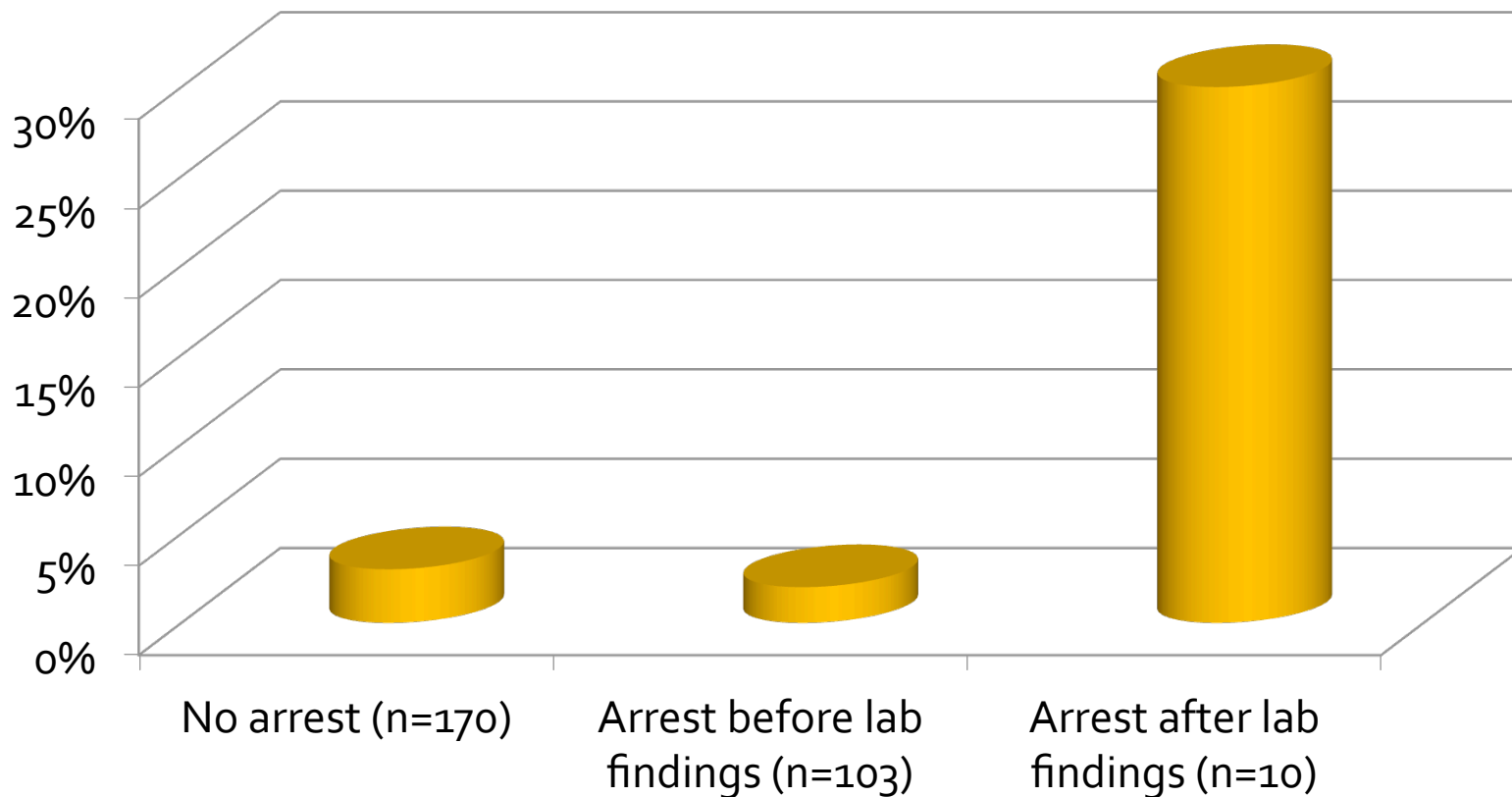
# % DNA Profile Generated by Arrest Groups

## DNA Matches Suspect



# % DNA Matches Another Case in CODIS

## DNA Matches Another Case



# Evaluation of Factors Correlating with Unfounding and Arrest

- Multiple factors could help explain unfounding and arrest in sexual assault cases
- Statistical modeling (logistic regression) can identify which factors correlate with an outcome and to what degree
- We calculated logistic regression models for unfounding and arrest
- Caveat: correlation does not necessarily equal causation

# Results of statistical modeling

- Case Unfounding
  - Police officers were more likely to indicate a crime occurred if . . .
    - Penetration occurred ( $p = .027$ , OR = 1.77)
    - Physical force was used ( $p = .040$ , OR = 1.61)
- Arrest
  - Suspects were more likely to be arrested when . . .
    - The suspect was an acquaintance, date or relative as compared to a stranger ( $p = .065$ , OR = 2.00)
    - The suspect was an intimate/ex-intimate partner as compared to a stranger ( $p = .002$ , OR = 4.86)
    - Genital injuries were noted ( $p = .045$ , OR = 1.95)
  - Suspects were less likely to be arrested when . . .
    - The forensic medical exam occurred after 24 hours of the assault ( $p = .011$ , OR = .32)

# Summary of Findings

- Confirmation that forensic results rarely precede arrests (e.g., Johnson et al., 2012).
  - When forensic results do precede arrest, it does appear to be impactful
  - DNA profiles and matches are more prominent in these cases
- Probative forensic evidence may be a low frequency, high impact event
- NIBRS a potential resource for learning more

# Summary of Findings

- Factors related to unfounding
  - Absence of penetration
  - Absence of physical force
- Factors related to arrest
  - Known suspect
  - Genital injuries
  - Forensic medical exam within 24 hours of assault

# Value of research/police partnerships

- Analysis of crime laboratory and police data can help
  - Describe the nature of police work to a variety of audiences
  - Provide hard data showing cj professionals' contributions
  - Identify factors that could help improve training and education
- Resource to meet federal and state program evaluation requirements

# New study we are conducting on forensic evidence and prosecution

- How often and in what circumstances is forensic evidence *probative*?
- What impact does it have on prosecution?
- Abstracting data from Suffolk County DA files
- Interviews with assistant district attorneys about impact of forensic evidence in their cases