



Children and Family  
Research Center  
*10<sup>th</sup> Anniversary*

*Safety, Continuity, and Stability of  
Informal & Formal Substitute Care*

Mark Testa, Ph.D.

*Principal Investigator*

Christina Bruhn, Ph.D.

Jesse Helton, M.A.

NSCAW Conference

January 26, 2007



School of Social Work

University of Illinois at Urbana-Champaign



# *Continuity of Care*

## **CHDOOHPL**

In-Home

Out-of-Home

**CHDRELCG**

Kin

Informal Kin  
Care

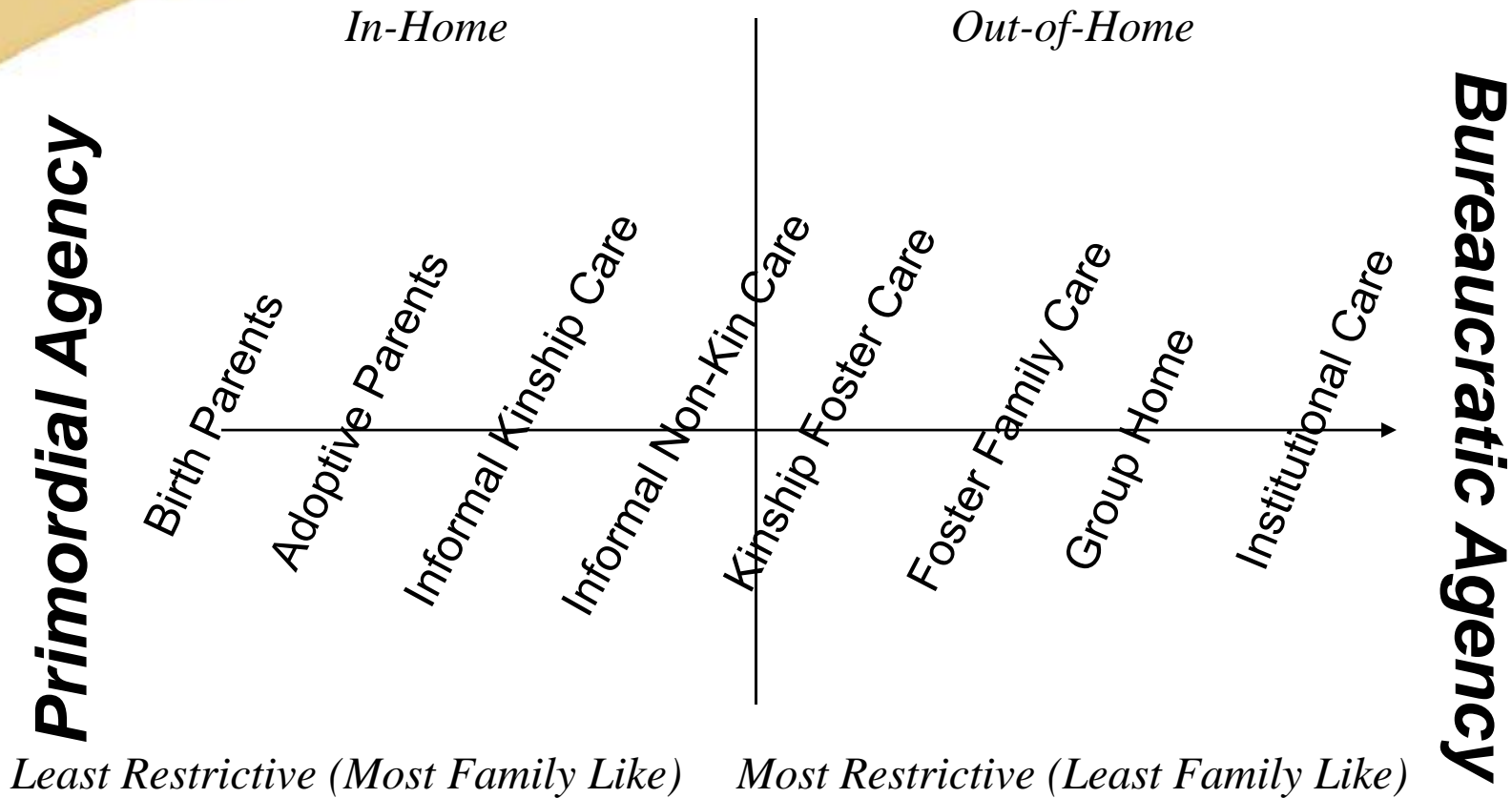
Kinship Foster  
Care

Non-Kin

Informal Non-  
Kin Care

Foster Family  
Care

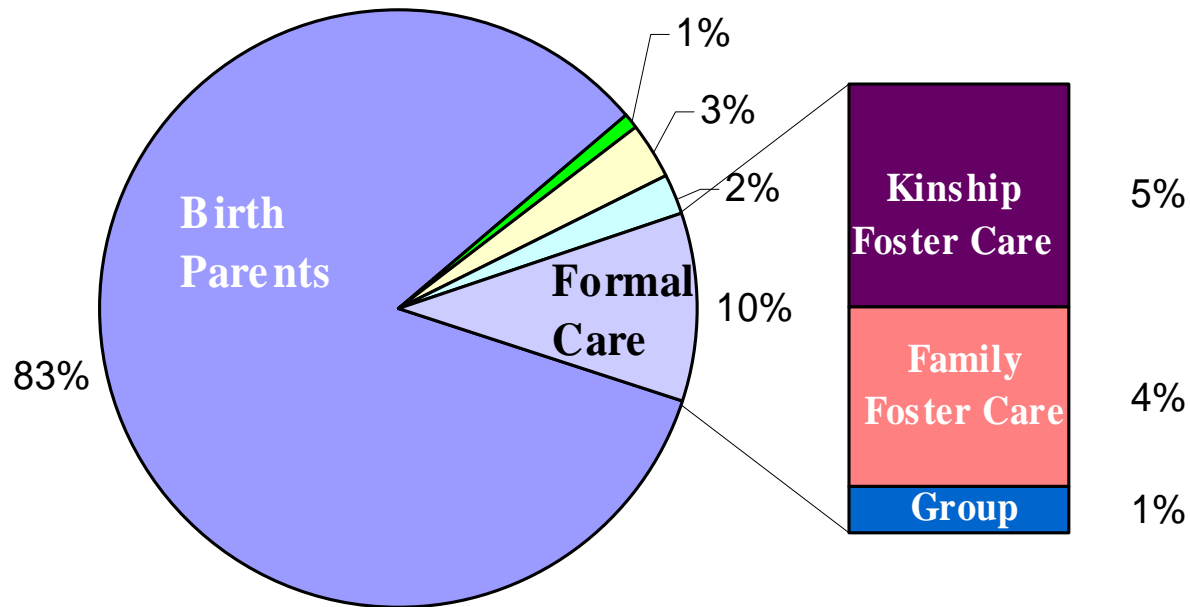
# *Restrictiveness of Care*



# Continuity (Restrictiveness) of Care



Wave 1 (Baseline)

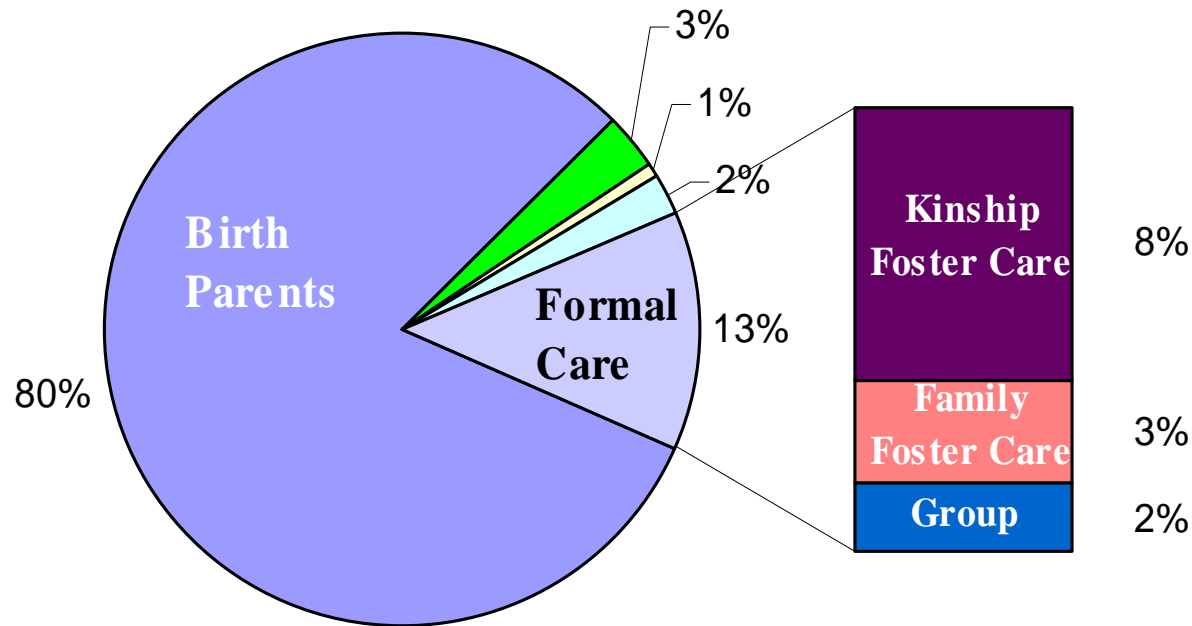


- |                     |                    |                          |
|---------------------|--------------------|--------------------------|
| Adoptive family     | Informal kin care  | Informal non-kin care    |
| Formal kinship care | Formal foster care | Group/institutional care |

# Continuity (Restrictiveness) of Care



Wave 3



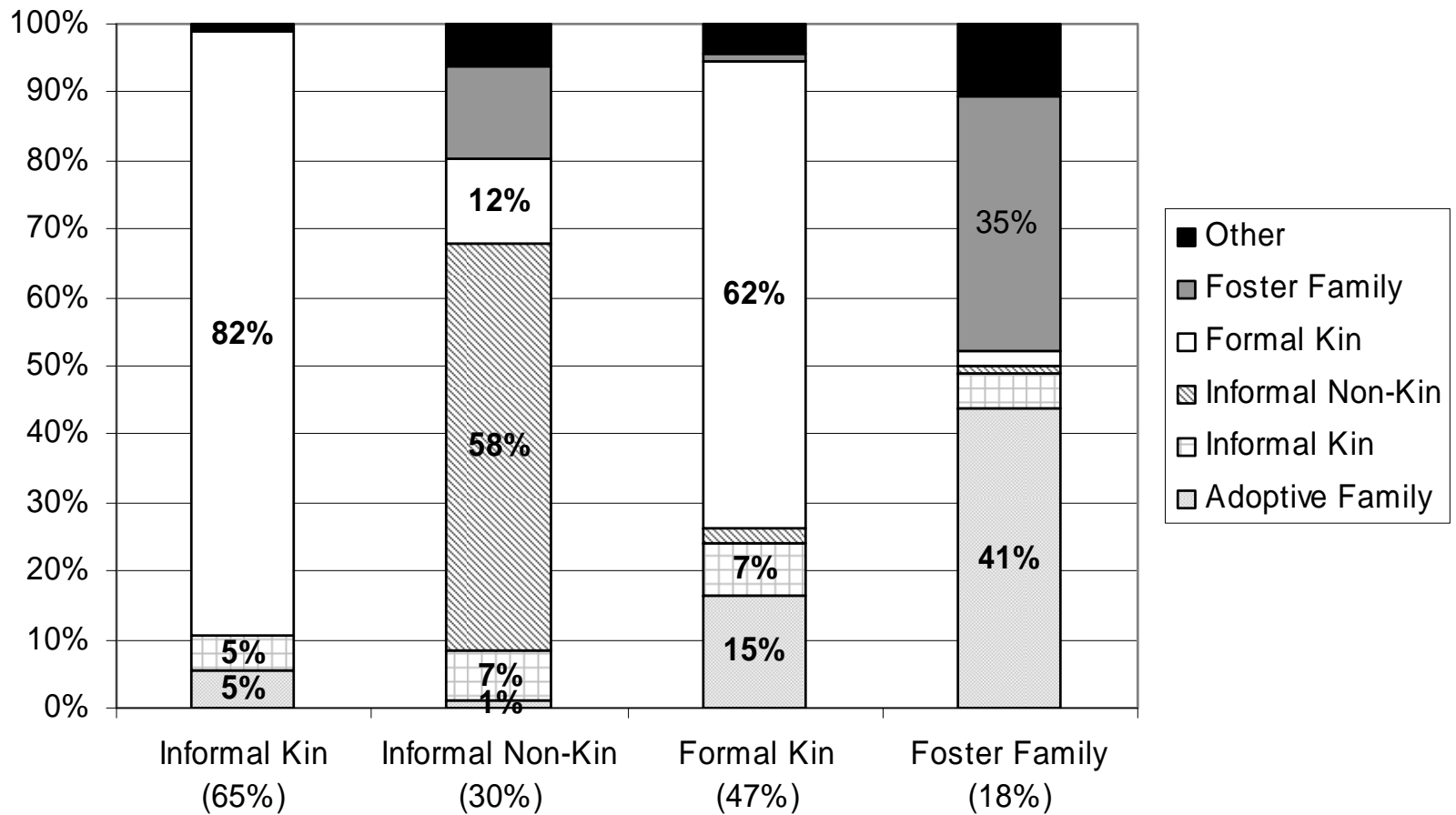
Adoptive family	Informal kin care	Informal non-kin care
Formal kinship care	Formal foster care	Group/institutional care

# Mobility & Stability of Care

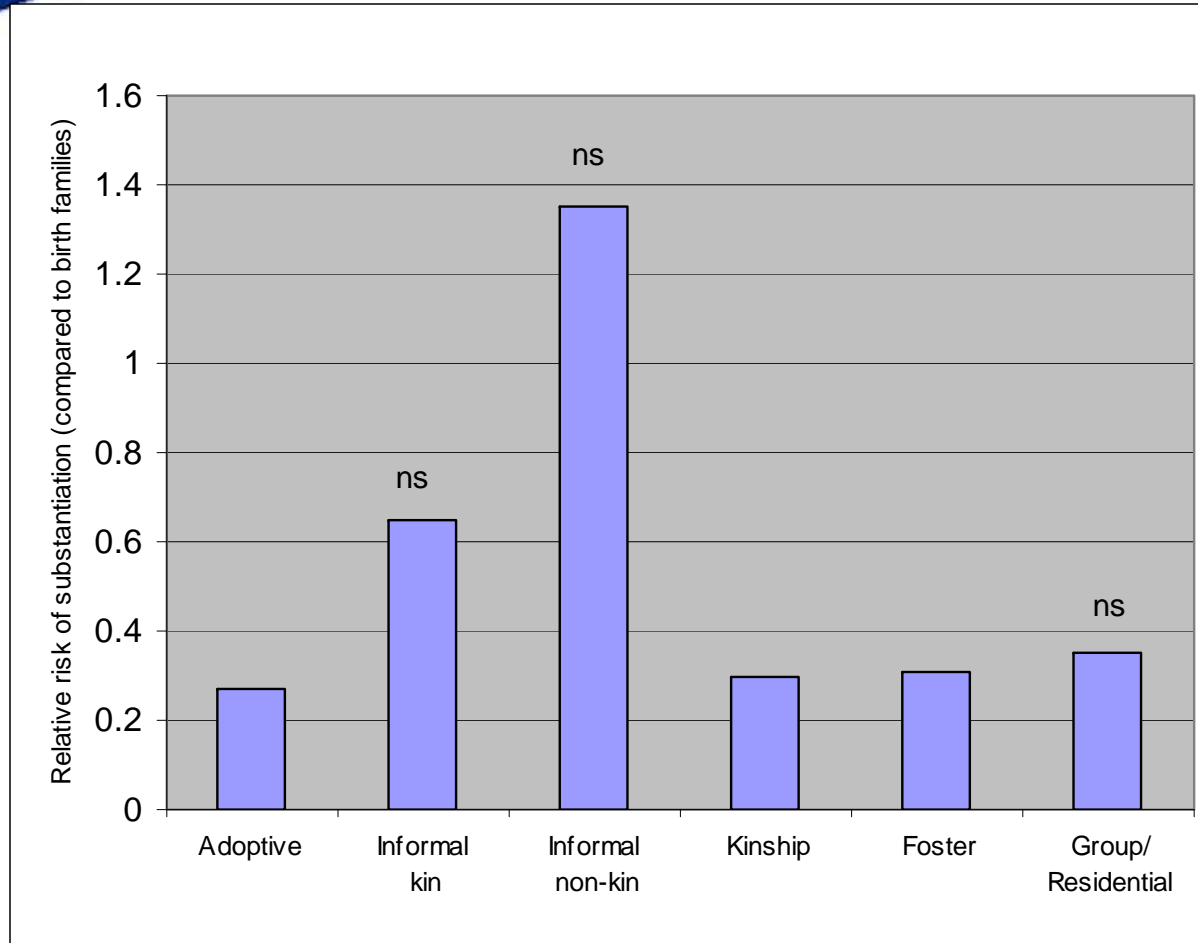


Status at Baseline (Wave 1)	Status at Wave 4							Never Moved
	Birth Family	Adopt. Family	Informal		Formal			
			Kin	Non- Kin	Kin	Foster Family	Group/ Instit.	
Birth family	90%	1%	0%	2%	4%	2%	1%	84%
Adoptive family	14%	63%	0%	0%	1%	5%	12%	53%
Informal kin care	35%	3%	4%	1%	52%	2%	1%	65%
Informal non-kin care	16%	9%	5%	39%	12%	9%	6%	30%
Formal kinship care	26%	12%	5%	2%	45%	6%	1%	47%
Foster family care	28%	19%	3%	2%	9%	31%	5%	18%
Group and Institutional care	29%	15%	2%	0%	19%	17%	13%	2%

# Stability of Substitute Care



# Safety of Substitute Care

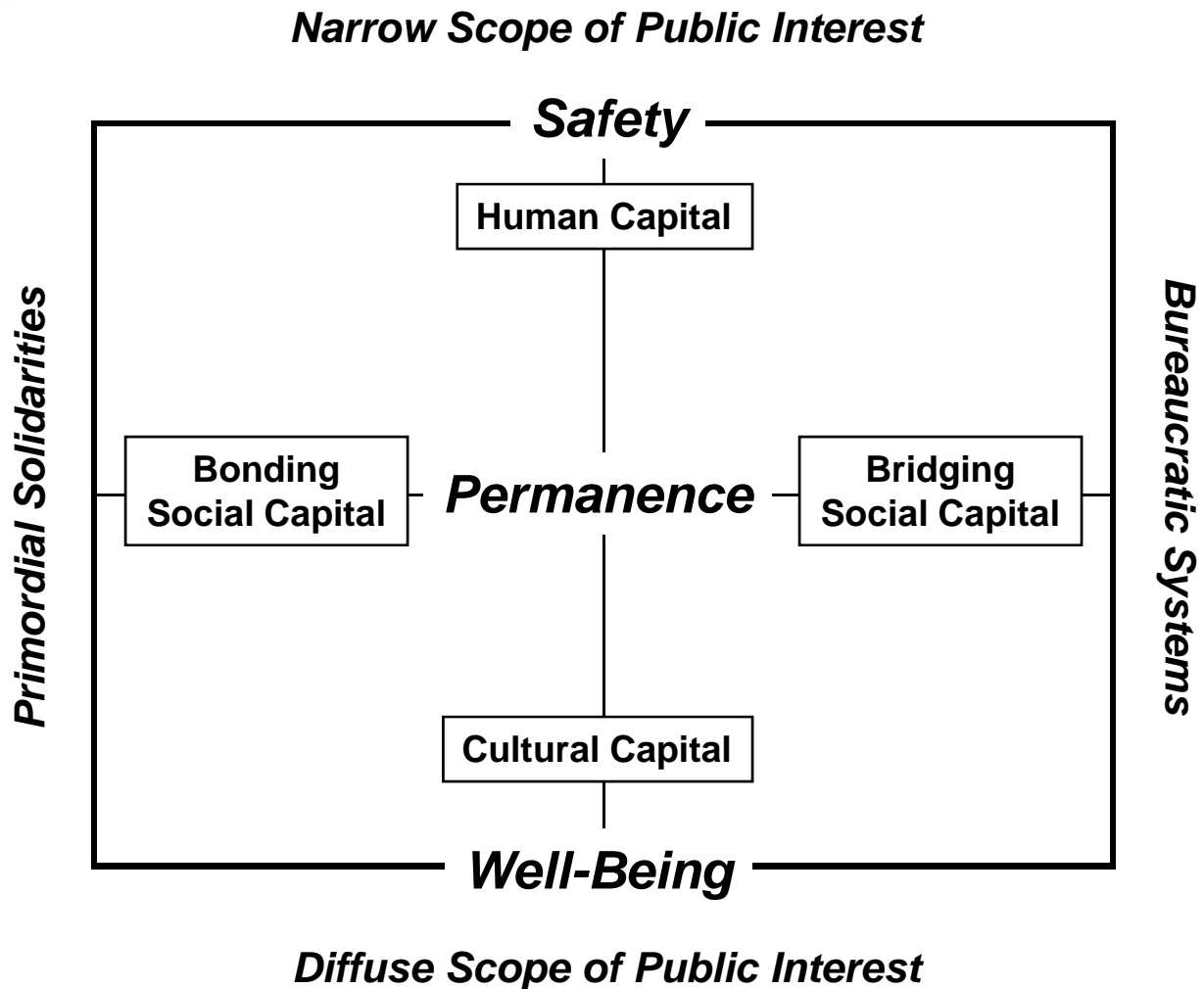




# *Bonding & Bridging Social Capital*

- Bonding social capital holds “like” people together in groups
- Bridging social capital builds connections across social diversity.

# Human, Social & Cultural Capital





# *Bonding & Bridging Social Capital*

Social capital theorists, hypothesize that access to bonding social capital, as facilitated by sibling placement, kinship care, and neighborhood-based foster homes, yields better expressive outcomes, such as emotional security, group solidarity, and psychological belonging than bridging social capital. Vice versa, bridging social capital, as available in foster family care and mentoring relationships that span across diverse groups, yields better instrumental outcomes, such as educational opportunities, job references, and social contacts that facilitate social advancement than bonding social capital.

# Stability of Care

CHARACTERISTICS	MODEL 3	
	Coeff.	O.R.
<i>Demographic</i>		
Caregiver age		
< 45 yrs. old	-0.41	0.66
45-54 yrs. old	-0.87	0.42**
> 54 yrs. old	0	1
<i>Continuity of Care<sup>1</sup></i>		
Birth family	0	1
Adoptive family	1.36	3.90*
Informal kin	1.35	3.84**
Informal non-kin	.73	2.08
Formal kin	1.00	2.73**
Foster Family	2.59	13.39**

# Safety of Care

CHARACTERISTICS	MODEL 3	
	Coeff.	R.R.
<i>Demographic</i>		
Caregiver age		
< 45 yrs. Old	-0.24	0.79
45-54 yrs. Old	-0.76	0.47**
> 54 yrs. old	0	1
<i>Continuity of Care</i>		
Birth family	0	1
Adoptive family	-0.89	0.41
Informal kin	-1.38	0.25**
Informal non-kin	-0.20	0.82
Formal kin	-0.86	0.42**
Foster Family	-1.51	0.22**
Group/Institution	-2.07	0.13**